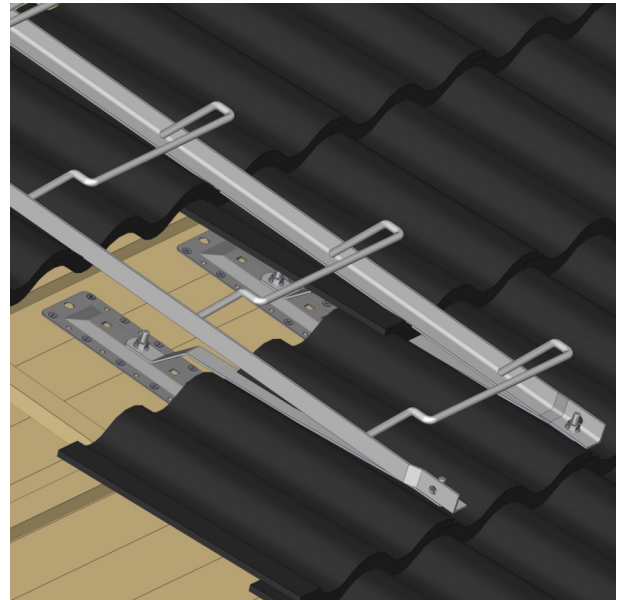



Bolt the fixing iron to the base plate. Place the base plate under the battens and adjust the fixing iron to the tile valley. Screw into place with 10 wood screws.

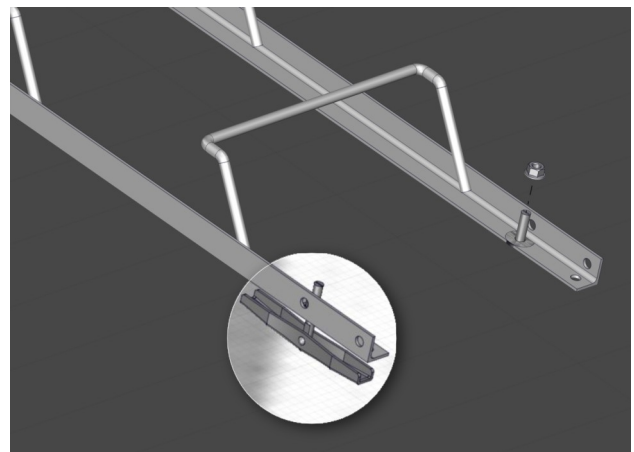


Attach the roof ladder to the base plate using 2 M10x20 + nut. Max. distance between fixings is 5m.



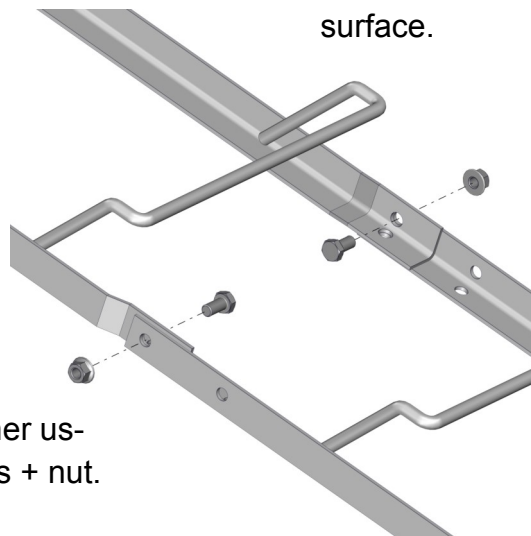
### Through bolts

Drill holes through and anchor using through bolt with backing plate. NOTE! Place rubber washers between ladder and roof surface.



### Quick Fixing Mount

Drill holes through and anchor with quick fixing mount. NOTE! Place rubber washers between ladder and roof surface.



Ladders are joined together using 2 M10x20 bolted joints + nut.