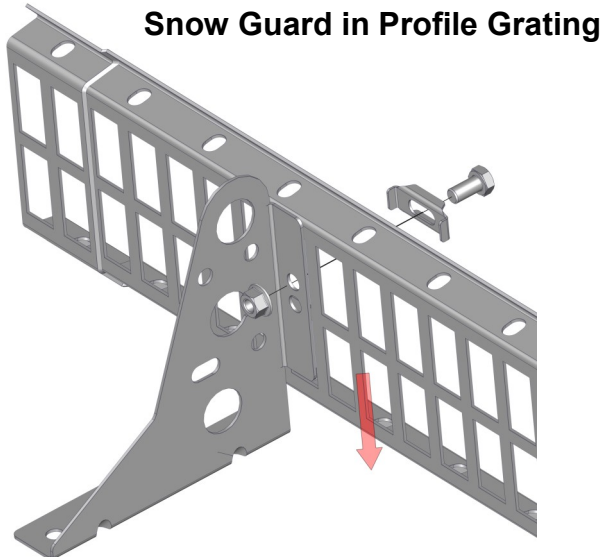
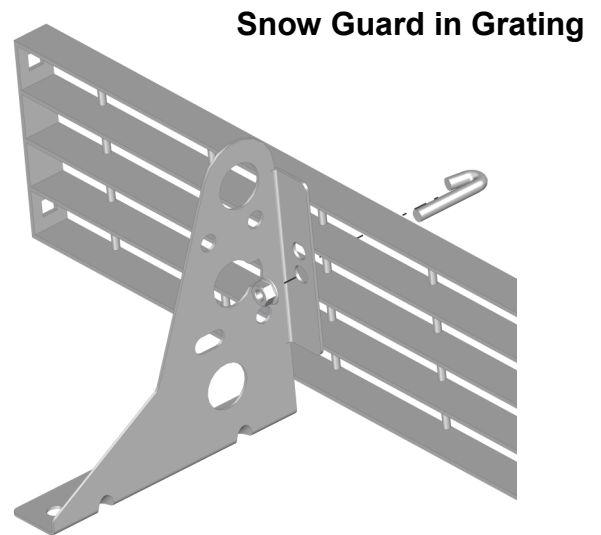


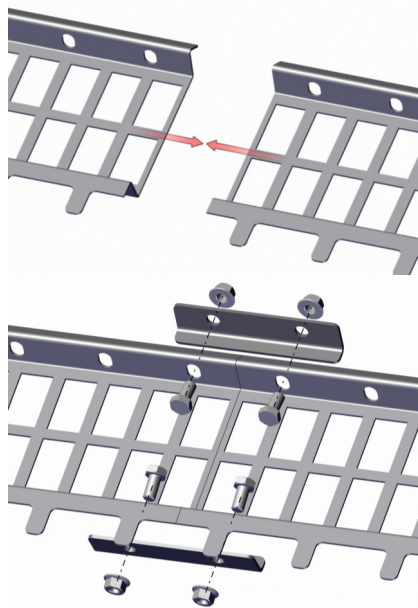
The mount is installed according to accompanying assembly instructions. Max. distance between mounts 1200 mm



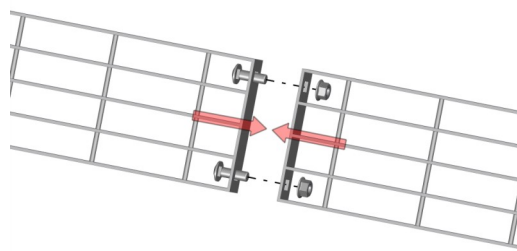
The profile grating is assembled on the mount using M10 bolt + nut + clamp. Max. overhang 300 mm. Adjust the grating downwards against the roof for less gap.



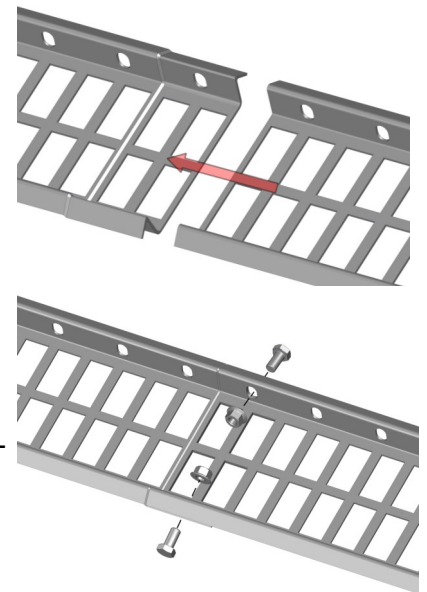
The grating is assembled on the mount using J-hook M8 + nut. Max. overhang 300 mm.



The **Ice Guard** is pushed together and mounted using fishplate brackets and 4 M10x20 bolts + nuts.



The **Grating** is pushed together and screwed in place using 2 M10 bolts + nuts



The **Profile Grating** is joined with overlap and screwed in place using 2 M10x20 bolts + nuts.